

Troop 5384: Second Enrichment Meeting for 2010-2011

Patches Earned: Lead the Way Spark Flower Crest and Growing Together Spark Flower Crest



6:45pm – 7:00pm Pre-Meeting

Pictures of "Daisies" from the Western Hemisphere: Coloring pages highlighting different girl scouts that are the same age as Daisies from the Western Hemisphere.

7:00 – 7:15pm Daisy Circle and Troop Business

To transition into the Daisy Circle, the leader will sing "Sparks Closing Song" to the girls and begin to teach it to them:

*I promise to share and be a friend.
By showing we care it's love we send.
Tho' the world is so wide,
with love deep inside,
its easy to be a friend, a friend!*

Discussion: The Leader will explain that today we are going to learn a little about the history of the Girl Guides in Canada, as well as learn a dance that the Sparks do sometimes.

7:15 – 7:25pm Break/Physical Activity (Dance)

Ribbon Dancing: Each girl will be given a "ribbon stick" (ribbon attached to a stick) which they can keep after the meeting. We will try different ways to dance with the ribbon stick and dance to some Spark songs!

7:25pm – 7:35pm Bathroom Break!



7:35pm-7:55pm Reading Time/Main Activity (Drama)

How Guiding Began Participation Story (Originally from Helen DeBruyn): We will split the girls and family members into five groups, each of which will have one part in the story. Each time they hear their character's name called in the story, they need to do the accompanying action:

Baden Powell: salute and say "He's our founder!"

Scouts: make Scout sign (3 fingers up on right hand) and say "Be prepared!"

Girl Guide: march in place and say "We are the Girl Guides, mighty mighty Girl Guides!"

Agnes: form hands like a tent

Olave: make the Guide sign and say "World Chief Guide"

Lord Robert BADEN POWELL was born in England on February 22, 1857. When he was 19 years old, he joined the army and went to South Africa and India. To teach the other men about the countryside around them, Lord BADEN POWELL made up games. He put the games in a book called *SCOUTing for boys*. Back in England, Lord BADEN POWELL discovered that many people were playing the games that he had written for his men!

In 1909, he held a rally at the Crystal Palace for all of the boys who had been playing his games. This was the beginning of SCOUTS. But Lord BADEN POWELL was in for a big surprise! A group of girls wanted to join too! Lord BADEN POWELL asked his sister AGNES to be in charge of the girls, whom he called GIRL GUIDES. AGNES wrote the very first handbook for GIRL GUIDES and encouraged the girls to take part in camping and nature appreciation and other subjects girls wouldn't have normally paid attention to 95 years ago.

In 1912, Lord BADEN POWELL met OLAVE St. Clare Soames on a cruise. OLAVE and BADEN POWELL not only shared the same birthdates of February 22, but, by the end of the cruise, they were secretly engaged! They were married later that year, and OLAVE became Lady BADEN POWELL. In 1917, after their third child was born, OLAVE was named Chief Commissioner in Guiding. She shared her love of the outdoors and sports and music with all of the girls in Guiding, and, in 1930, was named World Chief Guide.

In 1977, OLAVE died peacefully in her sleep at the age of 88. Every year on February 22, SCOUTS and GUIDES around the world remember the spirit and enthusiasm of Lord and Lady BADEN POWELL. On this special birthday, known as Thinking Day, it is time to think about all the other GUIDES and SCOUTS in other countries, and to remember the love, devotion and vision of Robert, AGNES, and OLAVE BADEN POWELL.

7:55pm – 8:00pm Closing Activity

The girls will do a friendship squeeze.



Troop 5384: Second Enrichment Meeting Make-up Lesson (to be completed at home)

The purpose of the second enrichment meeting is to learn about the beginning of the Guide movement in Canada and learn a bit more about what Sparks do.

1. **Ribbon Stick Dancing:** If you don't already own a ribbon stick, here are some instructions for making one!

Things You'll Need:

- Newspapers or scrap paper
- Fine-grain sandpaper
- 2 wood craft sticks, 3/4 inch wide
- 3/4-inch ribbon, about 5 feet long
- Scissors
- White glue
- Heavy book
- Acrylic or washable paint (optional)
- Paintbrush or foam applicator (optional)
- Paper cup (optional)
- Stickers, plastic gems, foam shapes or markers (optional)
- Fabric paint pens (optional)

1. *Cover your work area with old newspapers or scrap paper to make cleanup easier and protect the surface from paint spills or adhesive residue.*
2. *Rub fine-grain sandpaper over two 3/4-inch wood craft sticks (sold at any craft or [teacher](#) supply store). Sand the sticks until you've removed any small cracks in the wood that may cause splinters.*
3. *Paint the sticks with acrylic or washable paint in your child's favorite colors using a paintbrush or foam applicator. Stand the painted sticks inside a paper cup to keep them from sticking to anything as they dry. Let the paint dry for at least one hour.*
4. *Cut a 5-foot piece of 3/4-inch ribbon with scissors. Use a color that coordinates with the painted sticks.*
5. *Apply a thin line of white glue down the center of each craft stick, starting and finishing 1/2 inch in from the top and bottom of the stick.*
6. *Press one end of the ribbon the length of one stick, completely covering the glue. Smooth the ribbon with your finger.*
7. *Place the second stick, glue side down, on top of the other stick. This will sandwich the ribbon between the two sticks. Set the ribbon stick beneath a heavy [book](#) and let the glue dry for at least two hours.*
8. *Decorate the stick, if desired, with stickers, self-adhesive plastic gems, foam shapes or markers. You can also embellish the ribbon itself with stickers or [fabric paint pens](#).*

Tell your child that Ribbon Stick Dancing is an activity that Sparks can do, and then pick out some of your favorite songs and have fun dancing!

- 2. Coloring Sheet:** Using the attached coloring sheet, talk to your child about the Sparks in Canada and the Sunflowers in Mexico. Color in their uniforms on the coloring sheet using the guidelines provided below each character. How are the uniforms similar, and how are they different?
- 3. Participation Story:** If possible, involve other members in the story (up to five). Explain that you are going to be learning about how the Girl Guides started. However many family members you have to participate, assign that many roles (one to each family member. You can follow this order to assign the roles (i.e., if only one person involved, just assign Girl Guide role; if two, then assign the Girl Guide and Scouts roles, and so on):

Girl Guide: *march in place and say "We are the Girl Guides, mighty mighty Girl Guides!"*

Scouts: *make Scout sign (3 fingers up on right hand) and say "Be prepared!"*

Olave: *make the Guide sign and say "World Chief Guide"*

Agnes: *form hands like a tent*

Baden Powell: *salute and say "He's our founder!"*

Lord Robert BADEN POWELL was born in England on February 22, 1857. When he was 19 years old, he joined the army and went to South Africa and India. To teach the other men about the countryside around them, Lord BADEN POWELL made up games. He put the games in a book called *SCOUTing for boys*. Back in England, Lord BADEN POWELL discovered that many people were playing the games that he had written for his men!

In 1909, he held a rally at the Crystal Palace for all of the boys who had been playing his games. This was the beginning of SCOUTS. But Lord BADEN POWELL was in for a big surprise! A group of girls wanted to join too! Lord BADEN POWELL asked his sister AGNES to be in charge of the girls, whom he called GIRL GUIDES. AGNES wrote the very first handbook for GIRL GUIDES and encouraged the girls to take part in camping and nature appreciation and other subjects girls wouldn't have normally paid attention to 95 years ago.

In 1912, Lord BADEN POWELL met OLAVE St. Clare Soames on a cruise. OLAVE and BADEN POWELL not only shared the same birthdates of February 22, but, by the end of the cruise, they were secretly engaged! They were married later that year, and OLAVE became Lady BADEN POWELL. In 1917, after their third child was born, OLAVE was named Chief Commissioner in Guiding. She shared her love of the outdoors and sports and music with all of the girls in Guiding, and, in 1930, was named World Chief Guide.

In 1977, OLAVE died peacefully in her sleep at the age of 88. Every year on February 22, SCOUTS and GUIDES around the world remember the spirit and enthusiasm of Lord and Lady BADEN POWELL. On this special birthday, known as Thinking Day, it is time to think about all the other GUIDES and SCOUTS in other countries, and to remember the love, devotion and vision of Robert, AGNES, and OLAVE BADEN POWELL.

Have your child bring her coloring sheet to the next meeting she attends in order to get credit for this lesson.

Some Sparks Songs that you can use for the Ribbon Dancing:

Sparks Are We

(to the tune of "Twinkle, Twinkle, Little Star")

(Words by Allison Stevens of Woodlore District, Seymour Division, Lion's Area, BC)

Twinkle twinkle Sparks are we
A friend to you & a friend to me.
We have learned to love & care
And we really like to share.
Twinkle twinkle Sparks are we,
A friend to you & a friend to me.

Twinkle Twinkle Little Spark

(to the tune of "Twinkle Twinkle Little Star")

Twinkle twinkle little Spark
Now it's starting to get dark
Moms and Dads are here for you
Now it's time to go boo hoo
'Till next week and we meet again
Remember to share and be a friend!

When Molly Was a Spark


(to the tune of "The More We Get Together")

(actions in brackets)

When Molly was a Spark, a Spark, a Spark
When Molly was a Spark, a Spark was she
She went this way and that way and this way and that way *(make flashing motions with your hands, very rapidly)*
When Molly was a Spark, a Spark was she


When Molly was a Brownie, a Brownie, a Brownie
When Molly was a Brownie, a Brownie was she
She went this way and that way and this way and that way *(make the Brownie sign and rock back and forth to the beat of the song)*
When Molly was a Brownie, a Brownie was she

Canada




Sparks
Pink shirt and pink pants

Mexico



Sunflowers
White shirt under light pink tunic,
bright pink tie

United States



Daisy Scouts
White shirt under blue tunic,
blue pants